



PN 10/16/25 - DN 50...200

KAT-A 1912

Product characteristics and benefits

- Triple function air valve
- Single chamber air valve in compact design
- With sidewise drainage plug
- Venting function:
 - Large orifice to vent high quantities of air during draining the pipeline
 - Large orifice to release high quantities of air during filling the pipeline
 - Small orifice to release low quantities of air during operation under pressure
- Very high discharge capacity up to sonic velocity due to stabilised floater
- With flange end acc. to EN 1092-2
- Resilient seated
- Outlet female threaded acc. to DIN ISO 228
- Minimum operation pressure: 0.3 bar

Materials

- Body: Ductile iron EN-GJS-400-15 (GGG-40)
- Bonnet: Stainless steel 1.4308
- Bonnet bolts: Stainless steel A2 (DIN EN ISO 3506)
- Inner parts: Stainless steel 1.4541
- Float: Plastic polypropylene
- Sealing: EPDM

Corrosion protection

- Internally and externally epoxy coated acc. to GSK guidelines

Versions

- Standard version as described
- For pressures of 0.1...1 bar special seal (with special sealing). Please specify operating pressure when inquiring/ordering.
- Floater stainless steel A4
- Bonnet ductile iron EN-GJS-400-15 (GGG-40)
- Anti-Surge with integrated shut-off valve and individual calculated orifice acc. to KAT-A 1918
- With integrated shut-off valve
- DUOJET®-S with VAG CEREX® 300-L Butterfly valve with hand lever acc. to KAT-A 1912-S
- Slow-closing option with shut-off valve
- DUOJET® AWWA standard class 150 or class 300 acc. to KAT-A 1919
- DUOJET®-T tamper resistant acc. to KAT-A 1925
- With insect protection
- Venting set acc. to KAT-A 1914
- Pressure rate PN40, PN50, class 300

Field of application

- Chamber installation
- Installation in plants

**Tests and approvals**

- DVGW tested and registered
- Final inspection test acc. to EN 12266

Note

For proper installation and safe operation please follow the installation and operation instructions:
KAT-B 1912

Field of application

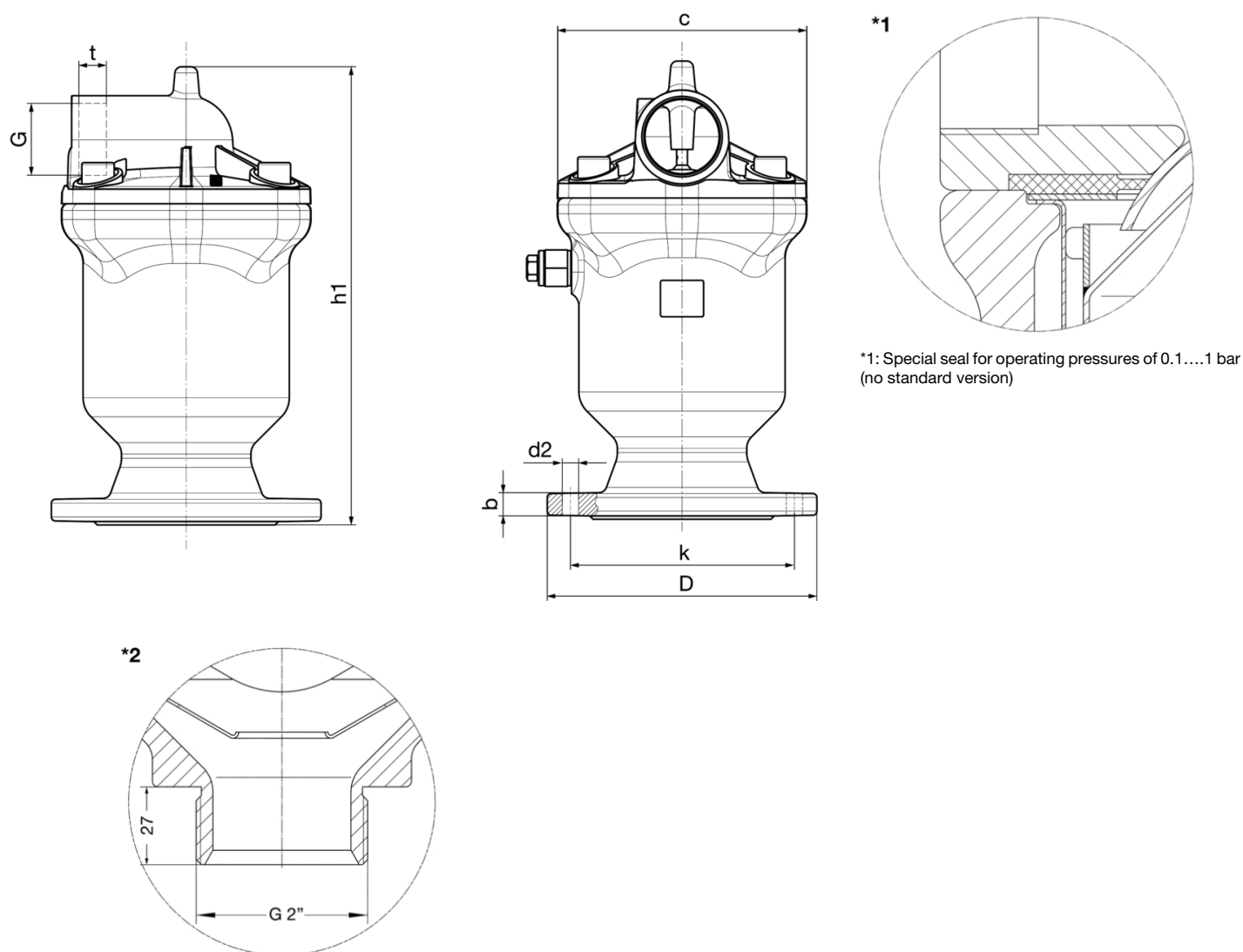
DN	PN	Maximum operating pressure [bar]	Maximum operating temperature for neutral liquids [°C]
50...200	25	25	50
50...200	16	16	50
200	10	10	50

Pressure test acc. to EN 12266

Test pressure body with water [bar]	Test pressure seat with water [bar]
37.5	37.5
24	24
15	15



Drawing



Technical data

PN 10

DN		200
D	[mm]	340
G Screw connection	[inch]	4"
b	[mm]	20
k	[mm]	295
c	[mm]	260
d2	[mm]	22
h1	[mm]	505
t	[mm]	40
No. of holes		8
Weight approx.	[kg]	57.00
Volume approx.	[m³]	0.04



Technical data

PN 16

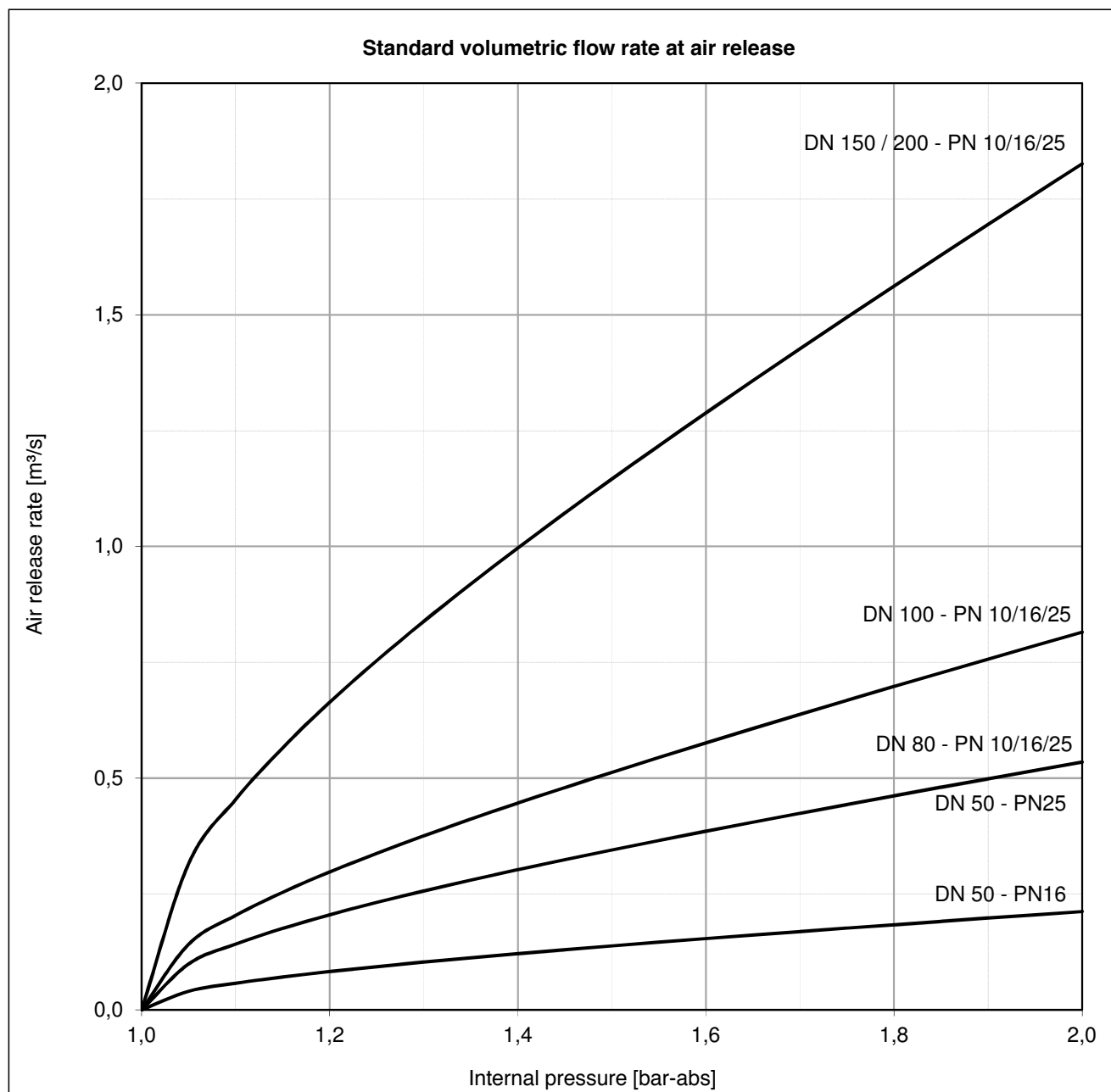
DN		50	80	100	150	200
D	[mm]	165	200	220	285	340
G Screw connection	[inch]	1 1/4"	2"	2 1/2"	4"	4"
b	[mm]	19	19	19	19	20
k	[mm]	125	160	180	240	295
c	[mm]	160	185	205	260	260
d2	[mm]	18	18	18	22	22
h1	[mm]	337	340	383	505	505
t	[mm]	20	25	30	40	40
No. of holes		4	8	8	8	12
Weight approx.	[kg]	15.00	25.00	28.00	56.00	57.00
Volume approx.	[m ³]	0.01	15	0.02	0.04	0.04

PN 25

DN		50	80	100	150	200
D	[mm]	165	200	235	300	360
G Screw connection	[inch]	2"	2"	2 1/2"	4"	4"
b	[mm]	19	19	19	20	22
k	[mm]	125	160	190	250	310
c	[mm]	185	185	205	260	260
d2	[mm]	18	18	22	28	28
h1	[mm]	337	340	383	505	505
t	[mm]	25	25	30	40	40
No. of holes		4	8	8	8	12
Weight approx.	[kg]	25.00	25.00	28.00	56.00	57.00
Volume approx.	[m ³]	15	15	0.02	0.04	0.04



Further information

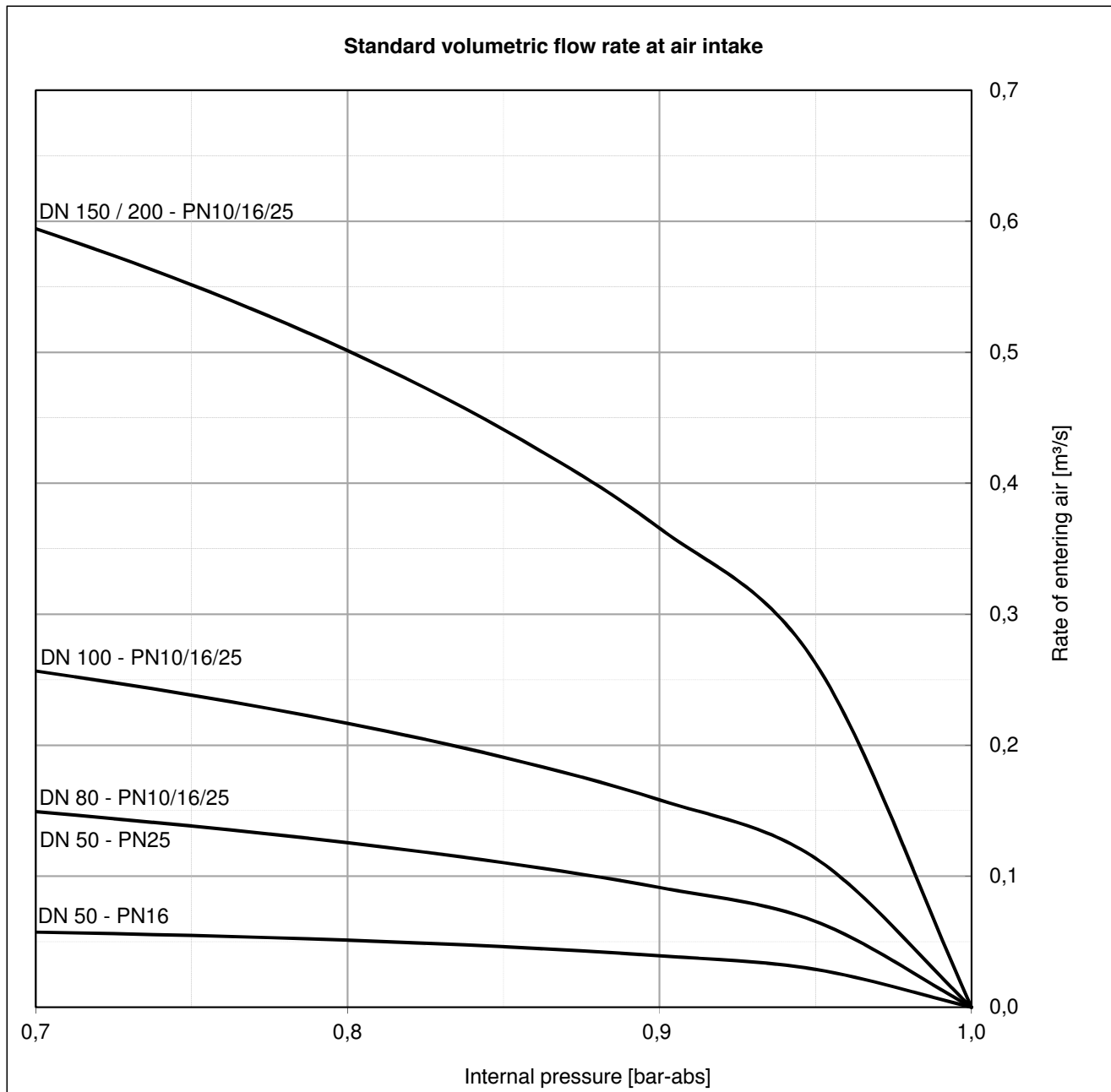


Air is compressible and its volume is depending on pressure and temperature.

Conversion: $Q = Q_N * \frac{p_N * T}{p * T_n}$ with $p_N = 1,013 \text{ bar}$ and $T_N = 273,15 \text{ K}$



Further information

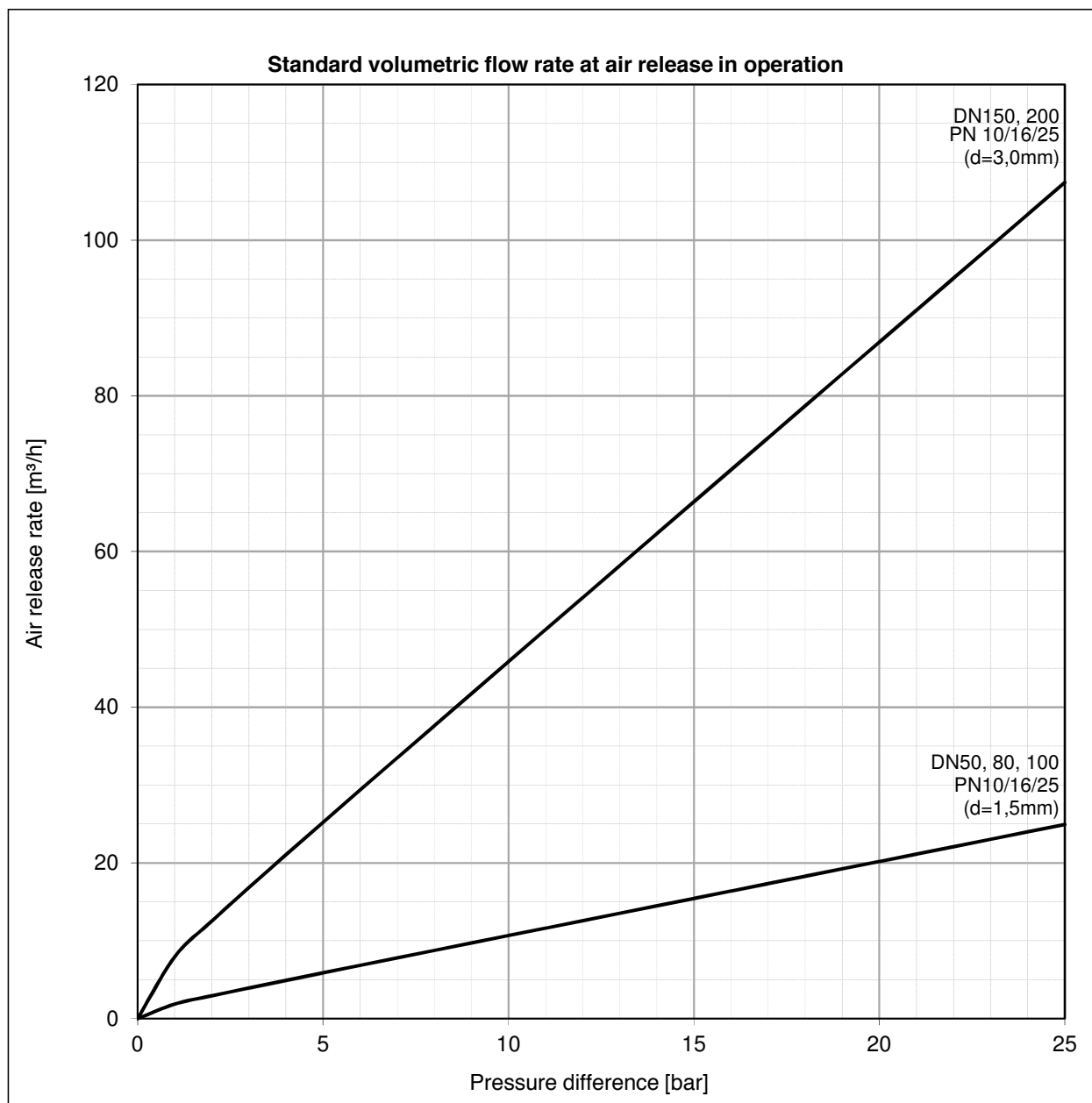


Air is compressible and its volume is depending on pressure and temperature.

Conversion: $Q = Q_N * \frac{p_N * T}{p * T_n}$ with $p_N = 1,013 \text{ bar}$ and $T_N = 273,15 \text{ K}$



Further information



Air is compressible and its volume is depending on pressure and temperature.

Conversion: $Q = Q_N * \frac{p_N * T}{p * T_n}$ with $p_N = 1,013 \text{ bar}$ and $T_N = 273,15 \text{ K}$